






# Friendship box



## Instructions for Parents

- 1 Cut out box.
- 2 Fold along the dotted lines.
- 3 Tuck in edges and use clear tape to close box bottom and sides.
- 4 Leave the top open.
- 5 You can keep things inside!

Do you like this box?  
If you want to have one,  
just ask for a bit of help  
from your parents and  
you'll see how funny it is.

